


# Town of Marblehead ARPA Spending Plan


as of  
October 12, 2022



# ARPA Purpose

---

**The American Rescue Plan Act (ARPA)** was passed by the federal government in March 2021 to provide funding to state, county, tribal and local entities in response to the public health and economic impacts of the COVID-19 pandemic.



# ARPA Revenue


---

Massachusetts cities and towns primarily received funding in two tranches that were broken down into two channels of funding.

- § Funding went directly from the federal government to the cities and towns.
- § Funding was also intended for county government. Since Massachusetts eliminated most of the counties, those funds were then allocated and distributed to the local cities and towns.


# ARPA Revenue

---



## ARPA Funding Awarded (Date Received)


Tranche 1 (July 6, 2021)	<b>\$1,075,731</b>
Tranche 1-County Allocation (August 13, 2021)	<b>\$1,996,284</b>
Tranche 2 (August 8, 2022)	<b>\$1,075,731</b>
Tranche 2-County Allocation (pending)	<b><u>\$1,996,284</u></b>
<b>Total</b>	<b>\$6,144,030</b>



# ARPA Working Group

---

- A working group was formed that consists of 8 members: 1) Select Board Member, 2) Town Administrator, 3) Town Planner, 4) Health Director, 5) Superintendent of Schools, 6) Finance Director, 7) Fincom Member, and 8) At-Large Member Resident.
- The purpose of the working group is to solicit town wide projects and develop a prioritized spending plan for the ARPA funds.
- The working group first developed criteria to facilitate in the decision-making process for use of the funds.
- The Select Board approved and published “Prioritization Criteria” qualifying projects for ARPA Implementation.
- Requests were solicited from department heads and residents at large to determine any of the town’s project funding needs that were impacted by the COVID-19 epidemic.
- Community survey was developed where approximately 344 Marblehead residents responded with their thoughts on the use of the funds.
- Inputs were collated, and a scoring mechanism using the “Prioritization Criteria” was developed to rank all of the requests.



# ARPA SB Prioritization Criteria

---

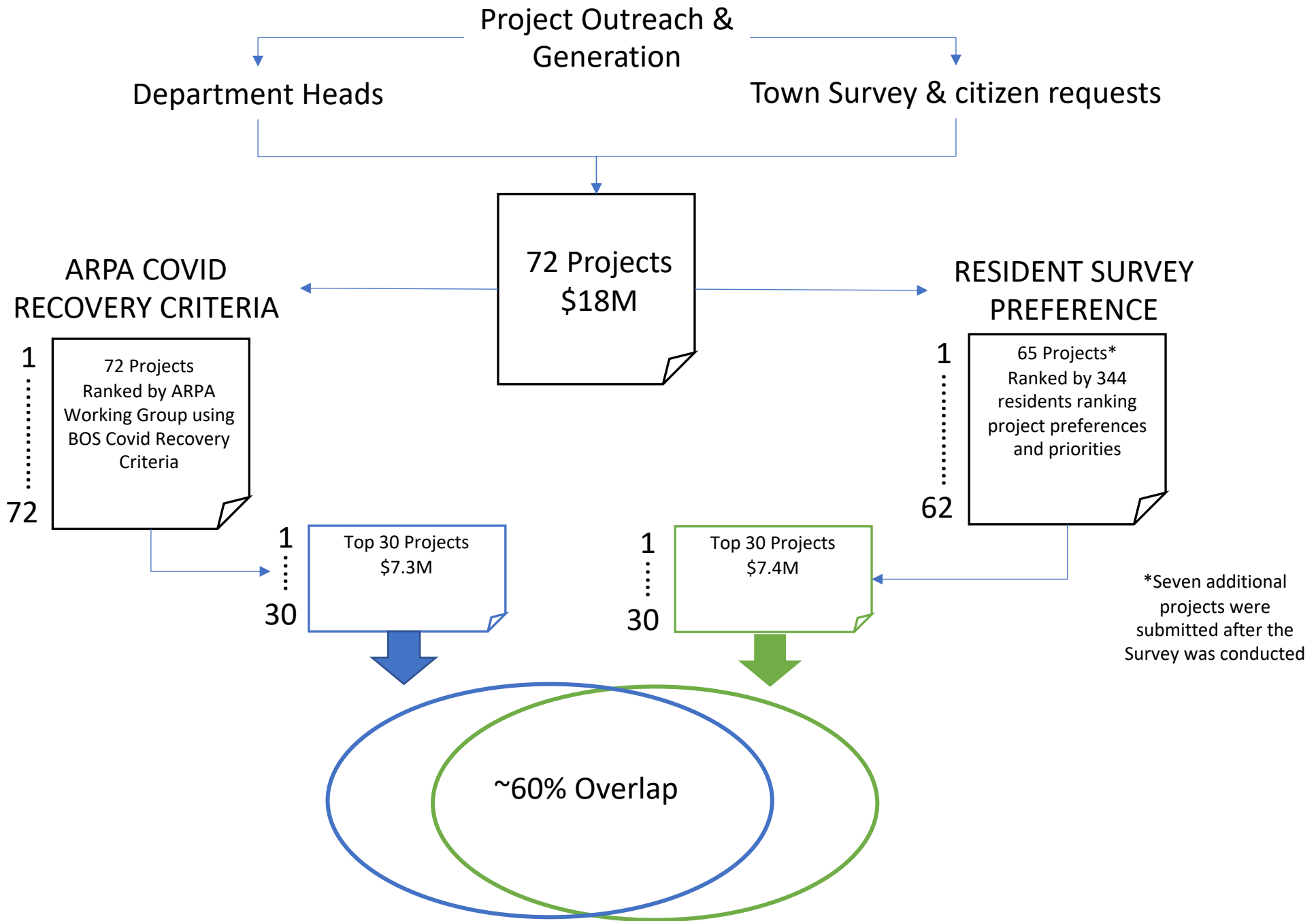
“ARPA funding will be used strategically to assist the Town and community to recover from the COVID-19 pandemic.

ARPA funding will adhere to the requirements provided by the US Treasury’s Interim Final Rule related to eligible expenditures under ARPA.

ARPA funds are non-recurring, so their uses are to be applied to non-recurring expenditures and one-time capital expenditures, from highest to lowest priority as follows:

1. Expenses for ongoing COVID-19 public health and safety
2. Replenishing reserves
3. Economic recovery programs and initiatives
4. Investment in infrastructure
5. Temporary operating deficits caused by COVID-19

In all cases, no new programs, hiring new staff, or add-ons to existing programs will be undertaken that require an ongoing financial commitment, unless they exist only for the duration of the three-year period of which ARPA funding is available.”



## ARPA Working Group Ranking Process

1. Based on 6 criteria:
  1. Public Health and Safety (COVID priority) – 1.0
  2. Replenishing Reserves (ARPA formula) – 0.8
  3. Economic Recovery (COVID priority) – 0.6
  4. Infrastructure supporting ARPA recovery priorities – 0.4
  5. Temporary deficits caused by COVID – 0.2
  6. Investment unsustainable, access to other sources of money – 0.0
2. Each project rated by each working group member independently
3. Each project rated by working group collectively
4. Ratings from iterative vote consensus of 9 stakeholders
5. Ranking based on quantitative addition of criteria

### ARPA Criteria Priority Ratings:

0.0 to 2.0 Raw Scores resulted in projects ranked from 1 to 7

Top 30 ARPA Criteria Rated Projects: \$7.3M

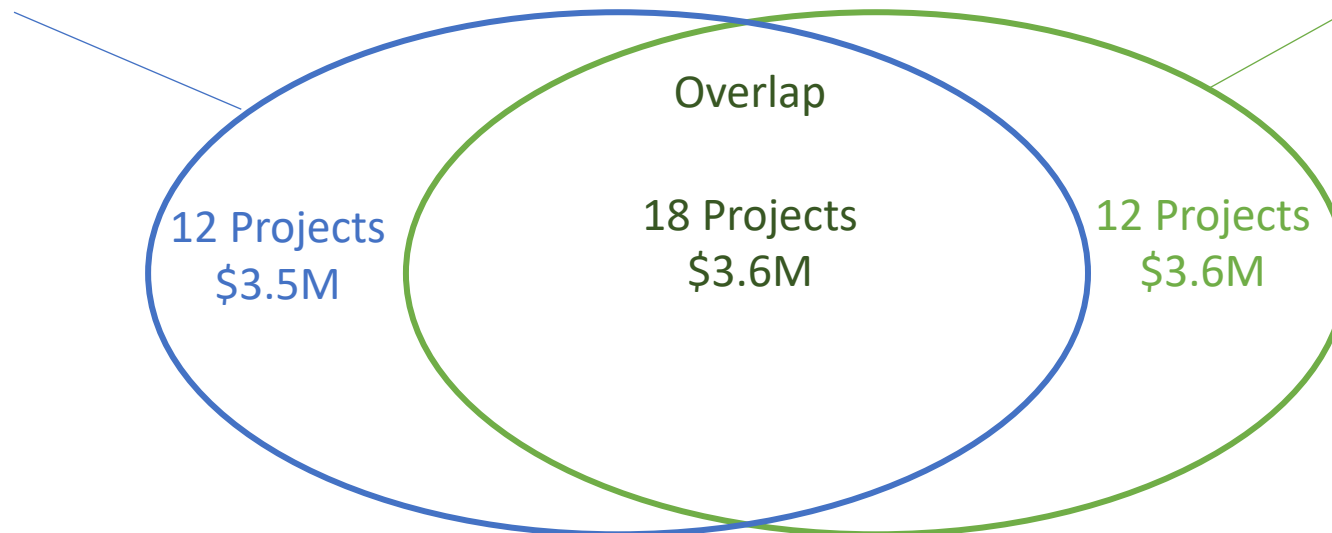
## Resident Survey Ranking Process

1. Based on 5 questions:
  1. Which 10 COVID assistance programs have you had access to?
  2. Which 10 projects types should be prioritized?
  3. Which 5 types of resident assistance should be prioritized?
  4. What 6 types of business assistance should be prioritized?
  5. What 6 types of public health projects should be prioritized?
2. Residents ranked preferences 1-10
3. Raw scores for each of 70 projects based on quantitative aggregation of rank preferences


### Resident Survey Ratings:

0.45 to 0.74 Raw Scores resulted in projects ranked from 1 to 7

Top 30 Resident Survey Rated Projects: \$7.4M








# ARPA Project Workbook

PROJECTS	ESTIMATED COST	CUMULATIVE COST	PLAN/STUDY	PROJECT CATEGORY	TF RANK	REVIEW GROUP	DEPARTMENT	TF STATUS	DESCRIPTION AND JUSTIFICATION
5 corners intersection - redesign	\$150,000	\$150,000	LRRP	Infrastructure supporting economic development and commerce	1	1	Engineering		Give a description of the project and why this project is important.
Activate public spaces for outdoor gathering	\$25,000	\$175,000	LRRP	Infrastructure supporting economic development and commerce	2	1	Planning		
<b>Mental health treatment, resources, supports</b>	\$200,000	\$375,000	BOH Request	Public Health	3	1	Public Health	Approved	
Summer learning program	\$20,000	\$395,000	School Request	Education and academic support	4	1	Schools		Summer programs have ended
<b>Administrative ARPA Implementation Staffing Support</b>	\$150,000	\$545,000	LRRP	Infrastructure supporting economic development and commerce	5	1	Administration	Approved	Amount reduced to reflect funding through 2024
COVID-19 Public Health Response	\$41,392	\$586,392	Finance Department	Public Health	6	2	Public Health		Balance remaining
<b>COVID-19 Public Health Response-Kittredge Equipment Co</b>	\$7,008	\$593,400	Finance Department	Public Health	6.1	4	Public Health	Funded	Safety Equipment
<b>COVID-19 Public Health Response-IHealth Labs Inc</b>	\$76,600	\$670,000	Finance Department	Public Health	6.2	4	Public Health	Funded	COVID testing supplies
Relocation Expenses of Food Pantry	\$25,000	\$695,000	Planning Request	Planning Request	7	2	Planning		
Hobbs House Window replacement	\$45,000	\$740,000	CIP	Public Health	8	1	Public Health		Project is being bid to determine actual costs
<b>Replenishing Reserve ARPA Formula</b>	\$584,142	\$1,324,142	Finance Department	Lost Town Revenue due to COVID	9	2	Finance	Approved	
Redesign and renovation of playground/engineering	\$100,000	\$1,424,142	CIP	Recreational infrastructure	10	1	Engineering		
Redesign and renovation of playground/engineering	\$100,000	\$1,524,142	Complete Streets	Recreational infrastructure	11	1	Public Works		
Administrative ARPA Implementation Staffing Support	\$150,000	\$1,674,142	Finance Department	Finance Administration	21	4	Finance	Funded	Balance remaining
Leverage public assets to produce affordable housing (planning opportunities)	\$50,000	\$5,680,393	Housing Plan	Affordable housing	29	1	Planning		
Partner with Housing Authority (planning opportunities)	\$50,000	\$5,730,393	Housing Plan	Affordable housing	30	1	Planning		
Home improvement loan program - income eligible	\$250,000	\$5,980,393	Housing Plan	Affordable housing	31	1	Planning		
Resume building, small business resources and job information seeking	\$25,000	\$6,005,393	Library Request	Infrastructure supporting economic development and commerce	32	1	Planning		
West Shore Drive/Village Street – pedestrian/traffic safety upgrades	\$250,000	\$6,255,393	CIP	Public Health	33	1	Public Health		
Energy audit in public buildings and recommendations to improve energy efficiency	\$100,000	\$6,355,393	Climate Vision	Climate change mitigation and adaptation	34	1	Building Commissioner		
Adaptive Strategies at Fort Beach/Front Street, State Street Landing/Harbormaster, MMLD, Devereux/Goldthwait	\$800,000	\$7,155,393	CZM Harbor Resiliency	Climate change mitigation and adaptation	35	1	Administration		
Electrify school buses/transportation vans	\$400,000	\$7,555,393	Climate Vision	Climate change mitigation and adaptation	36	1	Administration		
Tree Planting/Maintenance	\$100,000	\$7,655,393	Sustainable Marblehead	Infrastructure	37	2	Public Works		
Village Street Bridge	\$100,000	\$7,755,393	Complete Streets	Infrastructure	38	2	Engineering		
DPW garage building assessment	\$50,000	\$7,805,393	CIP	Infrastructure	39	1	Public Works		
Air conditioning/generator in COA gym for emergency use	\$250,000	\$8,055,393	COA Request	Recreational infrastructure	40	1	Building Commissioner		
Mugford and Green and Elm traffic/pedestrian safety improvements	\$250,000	\$8,305,393	Complete Streets	Infrastructure	41	1	Engineering		
Smith/Pleasant/Baldwin safety and pedestrian improvements	\$100,000	\$8,405,393	Complete Streets	Infrastructure	42	1	Engineering		
Replacement of seasonal structure with room for year-round use	\$200,000	\$8,605,393	COA Request	Recreational infrastructure	43	1	Building Commissioner		
ADA compliant ramps on Atlantic Avenue and Tedesco Street	\$400,000	\$9,005,393	Complete Streets	Infrastructure	44	1	Public Works		
Veterans Lot on Green Street	\$150,000	\$9,155,393	Cemetery Request	Infrastructure	45	1	Veterans' Services		
Update heating and cooling system – Mary Alley	\$200,000	\$9,355,393	CIP	Infrastructure	46	1	Building Commissioner		




# ARPA Project Workbook (Ranked Projects 1-33)

PROJECTS	ESTIMATED COST	CUMULATIVE COST	PUBLIC HEALTH AND SAFETY	REPLENISHING RESERVES	ECONOMIC RECOVERY	INFRASTRUCTURE INVESTMENT	TEMPORARY DEFICITS	UNSUSTAINABLE/ OTHER FUNDING/ NOT ARPA	SB CRITERIA CLASSIFICATION	SB RANK CLASSIFICATION
5 corners intersection - redesign	\$150,000	\$150,000	1	0	0.6	0.4	0	0	2	1
Activate public spaces for outdoor gathering	\$25,000	\$175,000	1	0	0.6	0.4	0	0	2	1
<b>Mental health treatment, resources, supports</b>	\$200,000	\$375,000	1	0	0.6	0	0	0	1.6	2
Summer learning program	\$20,000	\$395,000	1	0	0.6	0	0	0	1.6	2
<b>Administrative ARPA Implementation Staffing Support</b>	\$150,000	\$545,000	1	0	0.6	0	0	0	1.6	2
COVID-19 Public Health Response	\$41,392	\$586,392	1	0	0.6	0	0	0	1.6	2
<b>COVID-19 Public Health Response-Kittredge Equipment Co</b>	\$7,008	\$593,400	1	0	0.6	0	0	0	1.6	2
<b>COVID-19 Public Health Response-IHealth Labs Inc</b>	\$76,600	\$670,000	1	0	0.6	0	0	0	1.6	2
Relocation Expenses of Food Pantry	\$25,000	\$695,000	1	0	0.6	0	0	0	1.6	2
Hobbs House Window replacement	\$45,000	\$740,000	1	0	0	0.4	0	0	1.4	3
<b>Replenishing Reserve ARPA Formula</b>	\$584,142	\$1,324,142	0	0.8	0.6	0	0	0	1.4	3
Redds Pond renovation (design/engineering)	\$100,000	\$1,424,142	1	0	0	0.4	0	0	1.4	3
Bikable shoulders on Humphrey, Lafayette, West Shore	\$100,000	\$1,524,142	1	0	0	0.4	0	0	1.4	3
Repair to Engine 1	\$115,000	\$1,639,142	1	0	0	0.4	0	0	1.4	3
Atlantic Avenue on-street bike accommodations	\$200,000	\$1,839,142	1	0	0	0.4	0	0	1.4	3
Improve universal access to playgrounds and parks and make upgrades	\$200,000	\$2,039,142	1	0	0	0.4	0	0	1.4	3
<b>Equip Meeting Spaces with Hybrid Technology</b>	\$50,611	\$2,089,753	1	0	0	0.4	0	0	1.4	3
<b>Equip Meeting Spaces with Hybrid Technology</b>	\$9,000	\$2,098,753	1	0	0	0.4	0	0	1.4	3
Town-wide pedestrian and bike plan	\$100,000	\$2,198,753	1	0	0	0.4	0	0	1.4	3
Upgrade crossings at Bessom, Rockaway, etc.	\$400,000	\$2,598,753	1	0	0	0.4	0	0	1.4	3
Rail Trail-Surface Improvements	\$1,964,000	\$4,562,753	1	0	0	0.4	0	0	1.4	3
<b>Rail Trail-Project Grant Match</b>	\$28,000	\$4,590,753	1	0	0	0.4	0	0	1.4	3
<b>Rail Trail-Construction Management</b>	\$8,000	\$4,598,753	1	0	0	0.4	0	0	1.4	3
Computer replacement for connectivity upgrades	\$81,069	\$4,679,822	1	0	0	0.4	0	0	1.4	3
<b>Computer replacement for connectivity upgrades-Integrated IT</b>	\$1,620	\$4,681,442	1	0	0	0.4	0	0	1.4	3
<b>Computer replacement for connectivity upgrades-EPlus Technology Inc</b>	\$13,466	\$4,694,908	1	0	0	0.4	0	0	1.4	3
<b>Computer replacement for connectivity upgrades-Valley Communications</b>	\$53,845	\$4,748,753	1	0	0	0.4	0	0	1.4	3
Police remote work stations and online training	\$6,000	\$4,754,753	1	0	0	0.4	0	0	1.4	3
<b>Harbor Master Fuel Payment</b>	\$329	\$4,755,082	1	0	0	0	0.2	0	1.2	4
After School Programming	\$75,000	\$4,830,082	1	0	0	0	0.2	0	1.2	4
COVID School Nurse	\$65,000	\$4,895,082	1	0	0	0	0.2	0	1.2	4
Traffic/Parking Study	\$150,000	\$5,045,082	0	0	0.6	0.4	0	0	1	5
Infrastructure improvements to support economic development/commerce	\$250,000	\$5,295,082	0	0	0.6	0.4	0	0	1	5
Wayfinding Signage Plan and Implementation	\$200,000	\$5,495,082	0	0	0.6	0.4	0	0	1	5
<b>Information Booth and Plaza Upgrade</b>	\$54,000	\$5,549,082	0	0	0.6	0.4	0	0	1	5
<b>Information Booth and Plaza Upgrade-Supplemental Funding</b>	\$6,311	\$5,555,393	0	0	0.6	0.4	0	0	1	5
Administrative auditing/professional support for ARPA spending	\$72,003	\$5,627,396	1	0	0	0	0	0	1	5
<b>Administrative auditing/professional support for ARPA spending-Powers &amp;</b>	\$2,800	\$5,630,196	1	0	0	0	0	0	1	5
<b>Administrative auditing/professional support for ARPA spending-Clifton</b>	\$197	\$5,630,393	1	0	0	0	0	0	1	5
Leverage public assets to produce affordable housing (planning opportunities)	\$50,000	\$5,680,393	0	0	0.6	0.4	0	0	1	5
Partner with Housing Authority (planning opportunities)	\$50,000	\$5,730,393	0	0	0.6	0.4	0	0	1	5
Home improvement loan program - income eligible	\$250,000	<del>\$5,980,393</del>	0	0	0.6	0.4	0	0	1	5
Resume building, small business resources and job information seeking	\$25,000	\$6,005,393	0	0	0.6	0	0	0	0.6	6

Funding Cutoff


Current Raw Score and Rank Cutoff



# ARPA Project Workbook (Ranked Projects 34-75)

PROJECTS	ESTIMATED COST	CUMULATIVE COST	PUBLIC HEALTH AND SAFETY	REPLENISHING RESERVES	ECONOMIC RECOVERY	INFRASTRUCTURE INVESTMENT	TEMPORARY DEFICITS	UNSUSTAINABLE/ OTHER FUNDING/ NOT ARPA	SB CRITERIA CLASSIFICATION	SB RANK CLASSIFICATION
West Shore Drive/Village Street – pedestrian/traffic safety upgrades	\$250,000	\$6,255,393	0	0	0	0.4	0	0	0.4	7
Energy audit in public buildings and recommendations to improve energy efficiency	\$100,000	\$6,355,393	0	0	0	0.4	0	0	0.4	7
Adaptive Strategies at Fort Beach/Front Street, State Street Landing/Harbormaster,	\$800,000	\$7,155,393	0	0	0	0.4	0	0	0.4	7
Electrify school buses/transportation vans	\$400,000	\$7,555,393	0	0	0	0.4	0	0	0.4	7
Tree Planting/Maintenance	\$100,000	\$7,655,393	0	0	0	0.4	0	0	0.4	7
Village Street Bridge	\$100,000	\$7,755,393	0	0	0	0.4	0	0	0.4	7
DPW garage building assessment	\$50,000	\$7,805,393	0	0	0	0.4	0	0	0.4	7
Air conditioning/generator in COA gym for emergency use	\$250,000	\$8,055,393	0	0	0	0.4	0	0	0.4	7
Mugford and Green and Elm traffic/pedestrian safety improvements	\$250,000	\$8,305,393	0	0	0	0.4	0	0	0.4	7
Smith/Pleasant/Baldwin safety and pedestrian improvements	\$100,000	\$8,405,393	0	0	0	0.4	0	0	0.4	7
Replacement of seasonal structure with room for year-round use	\$200,000	\$8,605,393	0	0	0	0.4	0	0	0.4	7
ADA compliant ramps on Atlantic Avenue and Tedesco Street	\$400,000	\$9,005,393	0	0	0	0.4	0	0	0.4	7
Veterans Lot on Green Street	\$150,000	\$9,155,393	0	0	0	0.4	0	0	0.4	7
Update heating and cooling system – Mary Alley	\$200,000	\$9,355,393	0	0	0	0.4	0	0	0.4	7
Back-up Police Station generator and power sources	\$6,000	\$9,361,393	0	0	0	0.4	0	0	0.4	7
Waterside Cemetery rear water system replacement	\$50,000	\$9,411,393	0	0	0	0.4	0	0	0.4	7
Removal of wall in COA game room	\$25,000	\$9,436,393	0	0	0	0.4	0	0	0.4	7
Hour glass pool repairs at Waterside Cemetery	\$50,000	\$9,486,393	0	0	0	0.4	0	0	0.4	7
Replace fiber connection	\$500,000	\$9,986,393	0	0	0	0.4	0	0	0.4	7
Portable radios	\$60,000	\$10,046,393	0	0	0	0.4	0	0	0.4	7
School/Town Financial Software Upgrade	\$500,000	\$10,546,393	0	0	0	0.4	0	0	0.4	7
Mooring management software	\$11,600	\$10,557,993	0	0	0	0.4	0	0	0.4	7
Hobbs House - Boiler replacement	\$40,000	\$10,597,993	1	0	0	0.4	0	0	1.4	20
Pickleball court resurfacing at Seaside	\$25,000	\$10,622,993	1	0	0	0.4	0	0	1.4	20
Purchase of Bank of Boston building to add to downtown parking stock	\$1,500,000	\$12,122,993	0	0	0.6	0.4	0	0	1	20
Salt Shed	\$350,000	\$12,472,993	0	0	0	0.4	0	0	0.4	20
Roof Replacement at Community Center	\$200,000	\$12,672,993	0	0	0	0.4	0	0	0.4	20
Miscellaneous sidewalk and street improvements	\$500,000	\$13,172,993	0	0	0	0.4	0	0	0.4	20
HVAC Repairs - High School and Vets Middle School	\$700,000	\$13,872,993	0	0	0	0.4	0	0	0.4	20
Police officer health and wellness equipment	\$10,000	\$13,882,993	0	0	0	0	0	0	0	20
Parkers Boatyard, Cove Lane seawalls	\$300,000	\$14,182,993	0	0	0	0	0	0	0	20
Incentives to electrify space heating, water heating, and cooking	\$50,000	\$14,232,993	0	0	0	0	0	0	0	20
Expand access to EVs – provide expanded rebates	\$50,000	\$14,282,993	0	0	0	0	0	0	0	20
Provide shuttle service to popular locations	\$750,000	\$15,032,993	0	0	0	0	0	0	0	20
Strengthening Chamber of Commerce	\$150,000	\$15,182,993	0	0	0	0	0	0	0	20
Electric Utility Reliability Infrastructure projects		\$15,182,993	0	0	0	0	0	0	0	20
Naugus Avenue Water Main Upgrades	\$1,200,000	\$16,382,993	0	0	0	0	0	0	0	20
Edgemere Pump Station Replacement	\$600,000	\$16,982,993	0	0	0	0	0	0	0	20
Harbormaster patrol boat	\$450,000	\$17,432,993	0	0	0	0	0	0	0	20
First time homebuyers program	\$100,000	\$17,532,993	0	0	0	0	0	0	0	20
School-related IT Upgrades	\$254,800	\$17,787,793	0	0	0	0	0	0	0	20

Projects receiving funding elsewhere or not qualifying




# ARPA Expenditures To Date

PROJECTS	ESTIMATED COST	CUMULATIVE COST
COVID-19 Public Health Response-Kittredge Equipment Co	\$7,008	\$7,008
COVID-19 Public Health Response-IHealth Labs Inc	\$76,600	\$83,608
Equip Meeting Spaces with Hybrid Technology	\$50,611	\$134,219
Rail Trail-Project Grant Match	\$28,000	\$162,219
Rail Trail-Construction Management	\$8,000	\$170,219
Computer replacement for connectivity upgrades-Integrated IT	\$1,620	\$171,839
Computer replacement for connectivity upgrades-EPlus Technology Inc	\$13,466	\$185,305
Computer replacement for connectivity upgrades-Valley Communications	\$53,845	\$239,150
Harbor Master Fuel Payment	\$329	\$239,479
Information Booth and Plaza Upgrade	\$54,000	\$293,479
Administrative auditing/professional support for ARPA spending-Powers &	\$2,800	\$296,279
Administrative auditing/professional support for ARPA spending-Clifton	\$197	\$296,476

Rankings Above Cutoff

PROJECTS	ESTIMATED COST	CUMULATIVE COST	PUBLIC HEALTH AND SAFETY	REPLENISHING RESERVES	ECONOMIC RECOVERY	INFRASTRUCTURE INVESTMENT	TEMPORARY DEFICITS	UNSUSTAINABLE/ OTHER FUNDING/ NOT ARPA	SB CRITERIA CLASSIFICATION	SB RANK CLASSIFICATION
COVID-19 Public Health Response-Kittredge Equipment Co	\$7,008	\$7,008	1	0	0.6	0	0	0	1.6	2
COVID-19 Public Health Response-IHealth Labs Inc	\$76,600	\$83,608	1	0	0.6	0	0	0	1.6	2
Equip Meeting Spaces with Hybrid Technology	\$50,611	\$134,219	1	0	0	0.4	0	0	1.4	3
Rail Trail-Project Grant Match	\$28,000	\$162,219	1	0	0	0.4	0	0	1.4	3
Rail Trail-Construction Management	\$8,000	\$170,219	1	0	0	0.4	0	0	1.4	3
Computer replacement for connectivity upgrades-Integrated IT	\$1,620	\$171,839	1	0	0	0.4	0	0	1.4	3
Computer replacement for connectivity upgrades-EPlus Technology Inc	\$13,466	\$185,305	1	0	0	0.4	0	0	1.4	3
Computer replacement for connectivity upgrades-Valley Communications	\$53,845	\$239,150	1	0	0	0.4	0	0	1.4	3
Harbor Master Fuel Payment	\$329	\$239,479	1	0	0	0	0.2	0	1.2	4
Information Booth and Plaza Upgrade	\$54,000	\$293,479	0	0	0.6	0.4	0	0	1	5
Administrative auditing/professional support for ARPA spending-Powers &	\$2,800	\$296,279	1	0	0	0	0	0	1	5
Administrative auditing/professional support for ARPA spending-Clifton	\$197	\$296,476	1	0	0	0	0	0	1	5



# Next ARPA Expenditures Proposed

PROJECTS	ESTIMATED COST	CUMULATIVE COST
Mental health treatment, resources, supports	\$200,000	\$200,000
Administrative ARPA Implementation Staffing Support	\$150,000	\$350,000
Replenishing Reserve ARPA Formula	\$584,142	\$934,142
Equip Meeting Spaces with Hybrid Technology	\$9,000	\$943,142
Information Booth and Plaza Upgrade-Supplemental Funding	\$6,311	\$949,453

Rankings Above Cutoff

PROJECTS	ESTIMATED COST	CUMULATIVE COST	PUBLIC HEALTH AND SAFETY	REPLENISHING RESERVES	ECONOMIC RECOVERY	INFRASTRUCTURE INVESTMENT	TEMPORARY DEFICITS	UNSUSTAINABLE/ OTHER FUNDING/ NOT ARPA	SB CRITERIA CLASSIFICATION	SB RANK CLASSIFICATION
Mental health treatment, resources, supports	\$200,000	\$200,000	1	0	0.6	0	0	0	1.6	2
Administrative ARPA Implementation Staffing Support	\$150,000	\$350,000	1	0	0.6	0	0	0	1.6	2
Replenishing Reserve ARPA Formula	\$584,142	\$934,142	0	0.8	0.6	0	0	0	1.4	3
Equip Meeting Spaces with Hybrid Technology	\$9,000	\$943,142	1	0	0	0.4	0	0	1.4	3
Information Booth and Plaza Upgrade-Supplemental Funding	\$6,311	\$949,453	0	0	0.6	0.4	0	0	1	5

Remaining ARPA Funds

\$5,046,153